

INSTRUCTIONS TO ACCESS ACS (Independent) STUDENTS' LMS PORTAL

Accessing The Students' LMS Portal

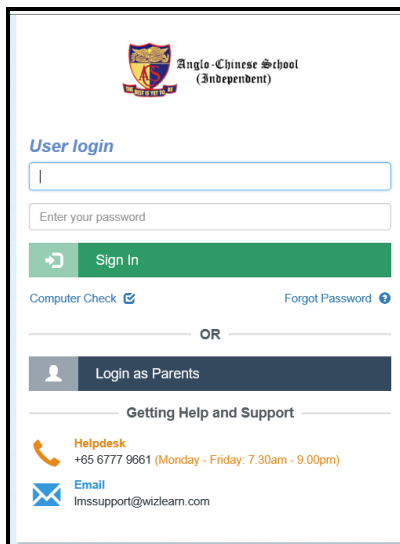


The Students' Portal is accessed through the ACS (Indep) website at the following URL / address:

<https://www.acsindp.moe.edu.sg>

1. Click “**Learning Management System**” option under *For Students* menu.
2. You will be prompted to enter your ID and Password.

Logging into Students' LMS Portal



3. First time user, Key-in your **Student ID (the first part before the @ symbol in your school email address)** into the “Enter your User ID” and “Enter your Password” text boxes.

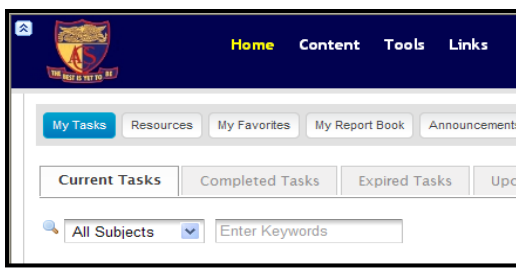
! Please get your school email address from your CT/PCT.

Example: If your school email address is 18allen.mathew.joseph@acsians.acsi.edu.sg, then your login ID and password will be *18allen.mathew.joseph*

* *Password is case sensitive*

* *Note for non-first-time user - No changes in your password*

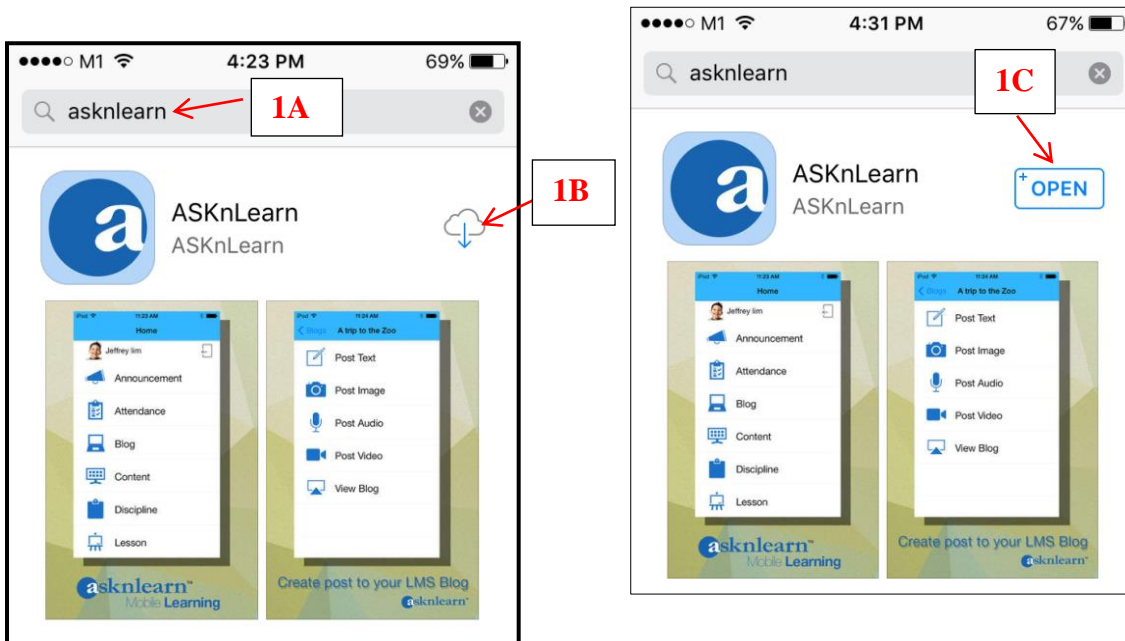
4. Click **Sign In**
5. You will be prompted to reset for a new password upon the first login.
 - a) Key in your old password [same password you used in step 3]
 - b) Key in your new password in the **New Password** and **Confirm New Password** text boxes
 - c) Click **Change Password**.
6. You will receive the following message.
“Password has successfully been changed. [Please Re-Login Again](#)”
7. Click “**Re-Login Again**”



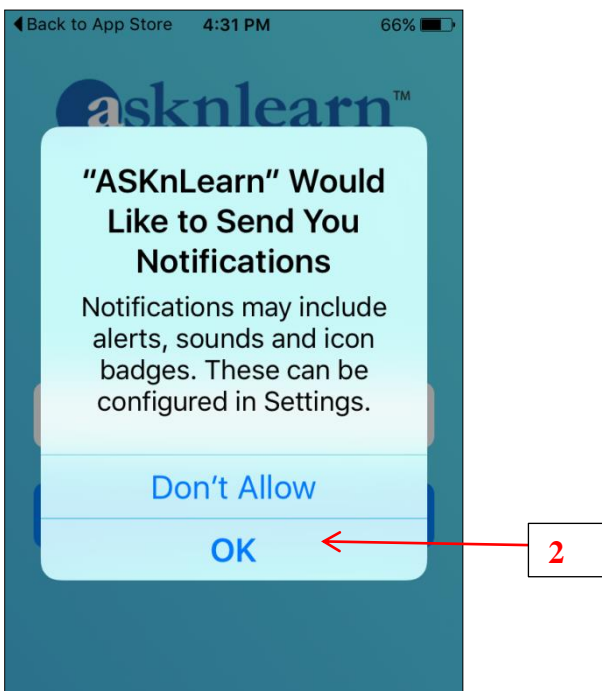
8. **Re-login** with your new password.
Congratulations! You have successfully logged into the Students' Portal.
9. Once logged in, immediately update your profile with school email address. Click on your name on top right of the home page and then click **My Profile** menu to update your school email address.
10. For more details, you may download the user guide under the **Links** menu.

Instructions to install LMS App (ASKnLearn) into your iOS/Android devices

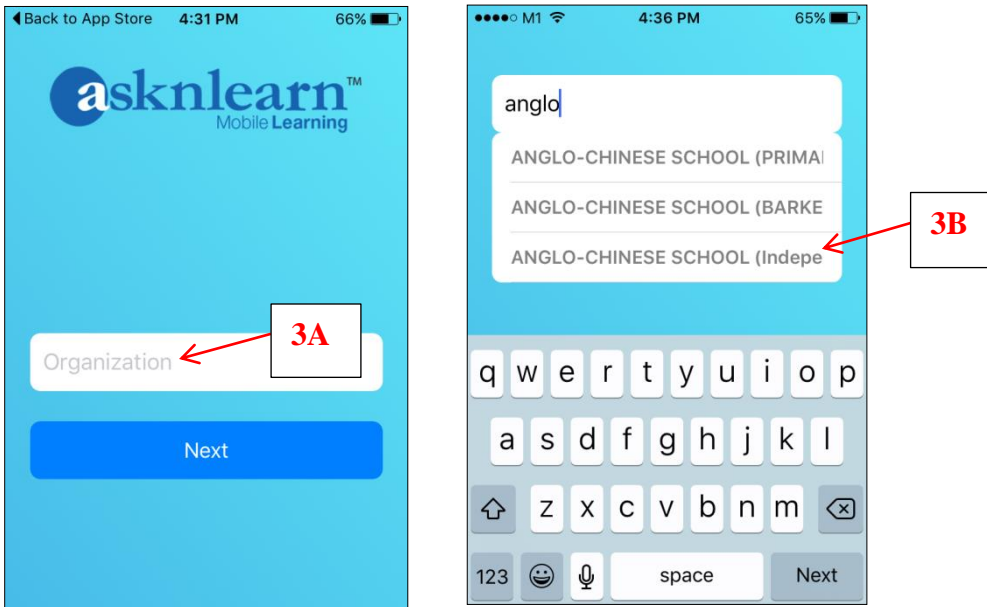
1. To install the LMS App (ASKnLearn) on your smartphones or any iOS/Android devices, do a keyword search and install (free) “ASKnLearn” App from your iOS APP store or Android Play Store into your device.



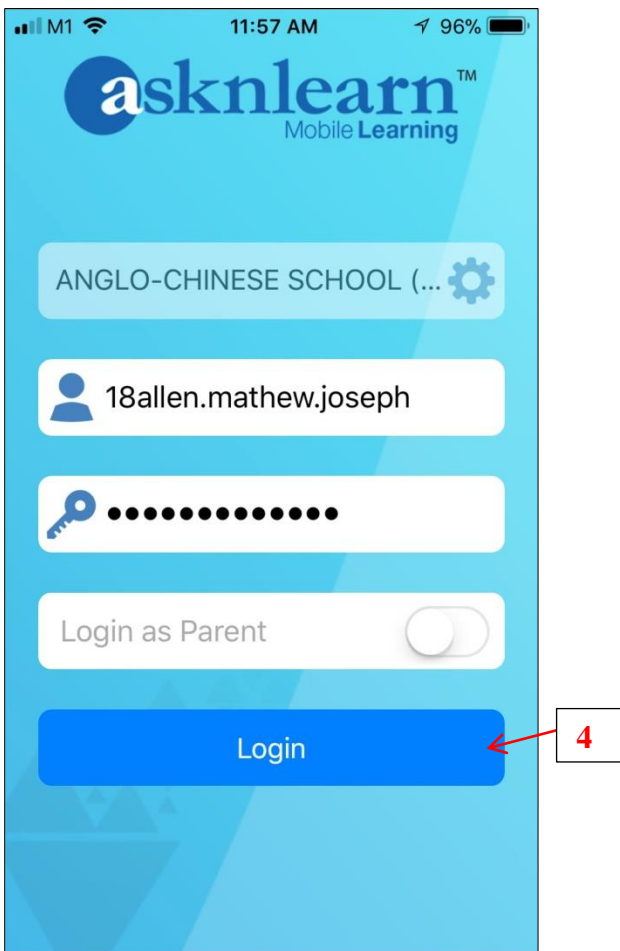
2. When you open the ASKnLearn App, click OK to get alert sound for incoming task to your LMS account.



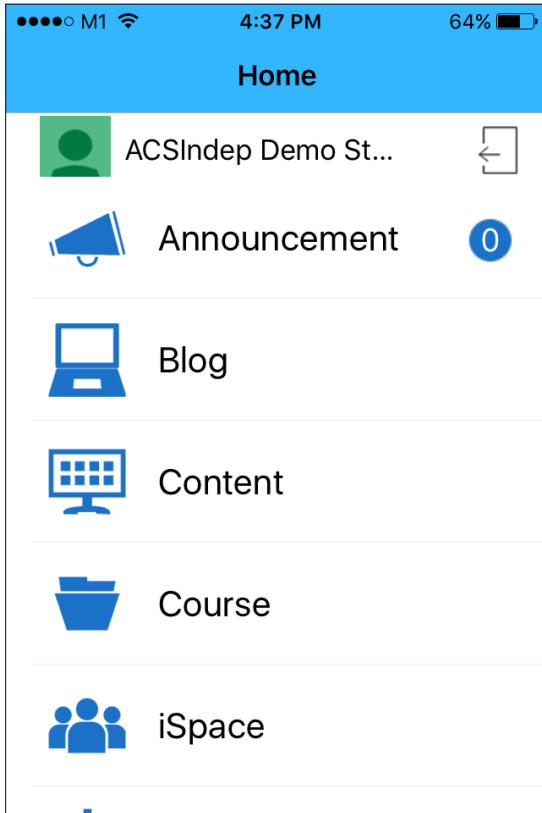
3. In the Organization text box, key-in few letters of our school name (e.g. anglo) and choose our school name [Anglo-Chinese School (Independent)] from the drop down list.



4. Key-in your username (e.g. *18Allen.Mathew.Joseph*) and password and click Login.



If you see your screen like the one at below, you are successfully logged into your LMS account.



5. Scroll down until you see your tasks and tap on the task title to view.

